



FICHA TÉCNICA

ARMAZÓN: Madera maciza recubierta de poliuretano de varias densidades.

PATAS: Acero o madera de haya barnizada.

SUSPENSIÓN ASIENTO: Muelles.

SUSPENSIÓN RESPALDO: Cincha elástica, alta resistencia.

COJINES DE ASIENTO: Espuma poliuretano 35 kg. Acolchado con sobrealmohada en compartimentos rellenos de microfibra 100% poliéster.

COJINES DE RESPALDO: Fundas rellenas de microfibra 100% poliéster.

OBSERVACIONES: Cojines desenfundables. Patas desmontables. Opción de brazos desmontables.



PESO



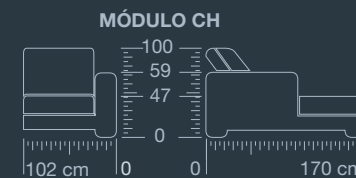
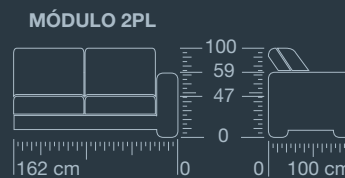
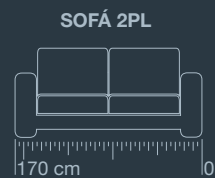
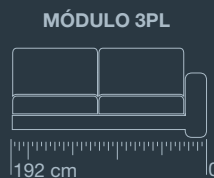
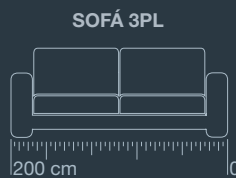
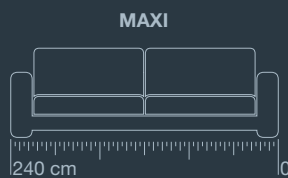
VOLUMEN



METROS

*Tejido liso de 1.40 m de ancho.
Para tejidos con rapport, consultar.*

	PESO	VOLUMEN	METROS
MAXI	85 Kg	1,68 m ³	12,00 m
SOFÁ 3PL	80 Kg	1,40 m ³	11,00 m
MÓDULO 3PL	75 Kg	1,40 m ³	10,00 m
SOFÁ 2PL	75 Kg	1,19 m ³	10,00 m
MÓDULO 2PL	70 Kg	1,13 m ³	9,00 m
MÓDULO CH	70 Kg	1,21 m ³	8,00 m



Duke



ELKFO

DATA SHEET

FRAMEWORK: Solid wood covered with polyurethane foam of different densities.

FEET: Steel or varnished beech wooden feet.

SEAT SUSPENSION: Springs.

BACK SUSPENSION: Elastic band high resistant.

SEAT CUSHIONS: Polyurethane 35 kg. and quilted with partitioned overcushions stuffed with microfiber 100% polyester.

BACK CUSHIONS: Cover filled with microfiber 100% polyester.

REMARKS: All cushions are with removable covers. Removable legs. Removable arms option.



WEIGHT



VOLUME



METERS

Plain fabric width 1.40 m.
For fabrics with rapport, please consult.

	WEIGHT	VOLUME	METERS
MAXI	85 Kg	1,68 m ³	12,00 m
SOFA 3 SEAT	80 Kg	1,40 m ³	11,00 m
1 ARM 3 SEAT	75 Kg	1,40 m ³	10,00 m
SOFA SEAT	75 Kg	1,19 m ³	10,00 m
1 ARM 2 SEAT	70 Kg	1,13 m ³	9,00 m
CHAISE LONGUE	70 Kg	1,21 m ³	8,00 m

